

## Order Form

# Advances in Oto-Rhino-Laryngology

Please send:

copy/ies: Vol. 65  
**Otosclerosis and Stapes Surgery**  
CHF 288.- / EUR 205.50 / USD 262.00  
ISBN 978-3-8055-8113-4

copy/ies: \_\_\_\_\_  
ISBN: \_\_\_\_\_

copy/ies: \_\_\_\_\_  
ISBN: \_\_\_\_\_

the book series **Advances in Oto-Rhino-Laryngology**  
on continuation beginning with vol. \_\_\_\_\_

information on vols. 1-61

All Karger series are available on continuation.  
Each volume will be sent upon publication until order  
is countermanded.

For easy ordering or further information about  
the series log on to: [www.karger.com/adorl](http://www.karger.com/adorl)

Postage and handling free with prepayment

### Payment

Check enclosed  Please bill me

Please charge this order to my credit card

American Express  Diners  Visa  
 Eurocard  Mastercard

Card No.: \_\_\_\_\_

Exp. date: \_\_\_\_\_

Name/Address (please print):  
\_\_\_\_\_  
\_\_\_\_\_  
\_\_\_\_\_

Date: \_\_\_\_\_

Signature: \_\_\_\_\_

Orders can be placed at agencies, bookstores, directly with the publisher, or with any  
Karger distributor.

S. Karger AG, P.O. Box, 4009 Basel (Switzerland)  
Fax +41 61 306 12 34, E-Mail [orders@karger.ch](mailto:orders@karger.ch)

USA: S. Karger Publishers, Inc., 26 West Avon Road, P.O. Box 529, Farmington, CT  
06085 (USA), Toll free: 1-800-828-5479

Germany: S. Karger GmbH, 79095 Freiburg

France: Librairie Médi-sciences, 75007 Paris

Gulf Council Countries, Iran, Middle East, North Africa, Turkey:

Trans Middle East Internat. Distribution Co. Ltd., KaSha,

Amman 11953 (Jordan)

Japan: Karger Japan, Inc., Tokyo 113-0034


For details and further representatives and agencies see  
[www.karger.com/worldwide](http://www.karger.com/worldwide)

KP 06110 (16.01.07) Printed in Switzerland (1.24, 1.04)

## A valuable update

# Otosclerosis and Stapes Surgery

Editors  
**W. Arnold**  
**R. Häusler**



Otosclerosis is a disorder causing a hardening of the middle ear bones which leads to a progressive hearing loss. Internationally renowned experts met in Saas Fee (Switzerland) in 2004 to discuss otosclerosis and stapes surgery, and have subsequently been invited by the editors to present their findings in this publication.

From basic to clinical research, all relevant topics such as epidemiology, genetics, histopathology, molecular biology, and virus etiology are described. Also shown are the mechanics of the middle ear in model and in vivo, audiologic and imaging procedures, and surgical techniques including laser surgery. Further papers discuss advantages and disadvantages of stapes prosthesis, stapedectomy versus stapedotomy, and indications and contraindications of common therapies. Finally postsurgery complications and how to deal with them, short- and long term results, as well as the significance of stapes surgery in training and future developments are presented. This publication will keep the otorhinolaryngologist in clinic and practice up to date on current research and clinical development, but also pathologists, radiologists and virologists will find it inspiring reading.

### Contents

Preface: *Häusler, R.; Arnold, W.*

#### Introduction

General History of Stapedectomy: *Häusler, R.*

#### Epidemiology and Natural History

Prevalence of Histologic Otosclerosis:  
An Unbiased Temporal Bone Study in  
Caucasians: *Declau, F.; van Spaendonck, M.;  
Timmermans, J.P.; Michaels, L.; Liang, J.;  
Qiu, J.P.; van de Heyning, P.*  
Evidence of Increased Average Age of  
Patients with Otosclerosis:  
*Niedermeyer, H.P.; Häusler, H.; Schwub, D.;  
Neuner, N.T.; Busch, R.; Arnold, W.*

#### Histopathology of Otosclerosis and Related Bone Diseases

Some Remarks on the Histopathology of  
Otosclerosis: *Arnold, W.*  
Otosclerosis and Associated Otopathologic  
Conditions: *Paparella, M.M.; Cureoglu, S.;  
Shao, W.; Schachern, P.A.*  
Expression of Collagens in the Otosclerotic  
Bone: *Niedermeyer, H.P.; Becker, E.T.;  
Arnold, W.*  
Otosclerosis Associated with Ménière's  
Disease. A Histological Study: *Pollak, A.*  
Dynamic Bone Studies of the Labyrinthine  
Capsule in Relation to Otosclerosis:  
*Sørensen, M.S.; Frisch, T.; Bretlau, P.*  
Stapes Pathology in Otosclerosis. Scanning  
Electron Microscopic Examination:  
*Djeric, D.*  
Too Much Bone: The Middle Ear in  
Sclerosing Bone Dysplasias: *Hamersma, H.;  
Hofmeyer, L.*

#### Molecular Biology, Genetics, Etiopathology

Molecular Biology of Otosclerosis:  
*McKenna, M.J.; Kristiansen, A.G.*  
The Genetics of Otosclerosis: Pedigree  
Studies and Linkage Analysis: *Saeed, S.R.;  
Briggs, M.; Lobo, C.; Al-Zoubi, F.;  
Ramsden, R.T.; Read, A.P.*  
Measles Virus and Otosclerosis:  
*Niedermeyer, H.P.; Gantumur, T.;  
Neubert, W.J.; Arnold, W.*  
Measles Virus Prevalence in Otosclerotic  
Foci: *Karosi, T.; Kónya, J.; Szabó, L.Z.  
Sziklai, I.*  
Antimeasles Immunoglobulin G and  
Virus-Neutralizing Activity in Sera of  
Patients with Otosclerosis: *Lolov, S.;  
Edrev, G.; Kyurkchiev, S.*  
Phenotype-Genotype Correlations in  
Otosclerosis: Clinical Features of OTSC2:  
*Declau, F.; Van den Bogaert, K.;  
Van De Heyning, P.; Offeciers, E.; Govaerts,  
P.; Van Camp, G.*

**KARGER**

# Otosclerosis and Stapes Surgery

## Audiological Evaluation, Differential Diagnosis

- Audiological Evaluation of Patients with Otosclerosis: *Probst, R.*  
Sofia Profile Plot – A New Graphical Approach to Present the Changes of Hearing Thresholds with Time: *Lolov, S.; Edrev, G.*  
Distortion Product Otoacoustic Emissions in Otosclerosis: Intraoperative Findings: *Filipo, R.; Attanasio, G.; Barbaro, M.; Viccaro, M.; Musacchio, A.; Cappelli, G.; De Seta, E.*  
Superior Semicircular Canal Dehiscence Mimicking Otosclerotic Hearing Loss: *Merchant, S.N.; Rosowski, J.J.; McKenna, M.J.*

## Middle Ear Mechanics and Their Clinical Implications

- Clinical Significance of Stapedioplasty Biomechanics: Swimming, Diving, Flying after Stapes Surgery: *Hüttenbrink, K.-B.*  
Finite Element Model of the Stapes-Inner Ear Interface: *Böhneke, F.; Arnold, W.*  
The Influence of the Footplate-Perilymph Interface on Postoperative Bone Conduction: *Arnold, W.; Ferekidis, E.; Hamann, K.-F.*

## Stapes Surgery: Development and Techniques

- A Checklist for Surgical Exposure in Stapes Surgery: How to Avoid Misapprehension: *Linder, T.E.; Fisch, U.*  
Microtraumatic Stapedotomy: *Ferekidis, E.*  
Stapedectomy versus Stapedotomy: *Møller, P.*  
Evolution of Stapedectomy Prostheses over Time: *Gjurić, M.; Rukavina, L.*  
Autogenic and Xenogenic Materials in Stapes Surgery – Retrospective Analysis of 350 Cases: *Durko, M.*  
A New Self-Retaining Titanium Clip Stapes Prosthesis: *à Wengen, D.F.*  
The Heat-Activated Stapes Prosthesis 'Smart' Piston. Technique and Preliminary Results: *Babighian, G.; Fontana, M.; Caltran, S.; Ciccolella, M.; Amadori, M.*  
A New Self-Fixing and Articulated Malleus Grip Stapedectomy Prosthesis: *Häusler, R.*  
The Crimping Problem in Stapes Surgery: *Kwok, P.; Fisch, U.; Strutz, J.*  
Advantages and Risks of Various Sealing Procedures of the Oval Window: Vein Graft, Adipose Tissue, Gelfoam, Merogel: *Incesulu, A.; Häusler, R.*  
Audiological Long-Term Results following Stapedotomy with Stapedial Tendon Preservation: *Arnold, A.; Blaser, B.; Häusler, R.*

- Malleostapedotomy – The Marburg Experience: *Dalchow, C.V.; Dünne, A.A.; Sesterhenn, A.; Teymoortash, A.; Werner, J.A.*  
Stapes Surgery in Osteogenesis Imperfecta. A Clinical Study of 16 Patients: *Hultcrantz, M.; Sääf, M.*  
Stapes Surgery in Japanese Patients with Osteogenesis Imperfecta: *Doi, K.; Nishimura, H.; Ohta, Y.; Kubo, T.*  
Stapes Surgery in the Elderly: *Iurato, S.; Bux, G.; Mevoli, S.; Onori, M.*

## Lasers in Stapes Surgery

- Physical Characteristics of Various Lasers Used in Stapes Surgery: *Frenz, M.*  
The Use of CO<sub>2</sub> Laser in Revision Stapes Surgery: *Szymański, M.; Morshed, K.; Mills, R.P.*  
Technical and Clinical Aspects of 'One-Shot' CO<sub>2</sub> Laser Stapedotomy: *Jovanovic, S.*  
Transient Depression of Inner Ear Function after Stapedotomy: Skeeter versus CO<sub>2</sub> Laser Technique: *Somers, T.; Vercruysee, J.P.; Zarowski, A.; Verstreken, M.; Schatteman, I.; Offeciers, F.E.*

## Stapes Revision Surgery and Complications

- Revision Stapes Surgery – Retrospective Analysis of Surgical Findings in a Series of 21 Otosclerosis Patients: *Durko, T.; Kaczmarczyk, D.; Durko, M.*  
How to Prevent a Stapes Gusher: *Cremers, C.W.R.J.*  
Postoperative Granuloma after Stapedectomy: Is It Destiny or Avoidable?: *Batman, C.; Öztürk, Ö.; Ramadan, S.S.*  
Reparative Granuloma Related to Perilymphatic Fistula: *Kuhweide, R.; Van de Steene, V.; Vlaminck, S.; Casselman, J.W.*  
Protecting the Cochlea during Stapes Surgery: Is There a Role for Corticosteroids?: *Kiefer, J.; Ye, Q.; Tillein, J.; Adunka, O.; Arnold, W.; Gstöttner, W.*  
Imaging of Postoperative Sensorineural Complications of Stapes Surgery. A Pictorial Essay: *Ayache, D.; Lejeune, D.; Williams, M.T.*  
Revision Stapes Surgery: *Jahnke, K.; Solzbacher, D.; Dost, P.*

## Vibrant Soundbridge Middle Ear Implant in Otosclerosis

- Vibrant Soundbridge Middle Ear Implant in Otosclerosis Technique – Indication: *Dumon, T.*  
Cochlear Implantation and Far-Advanced Otosclerosis: *Mosnier, I.; Bouccara, D.; Ambert-Dahan, E.; Ferrary, E.; Sterkers, O.*  
Cochlear Implantation in Otosclerotic Deafness: *Ramsden, R.; Rotteveel, L.; Proops, D.; Saeed, S.; van Olphen, A.; Mylanus, E.*

## Outcome Evaluation

- A Prospective Multicentre Otology Database: *Yung, M.; van den Heyning, P.*  
Stapes Surgery – Outcome Evaluation. Preliminary Results: *Myrvoll, E.A.; Stenklev, N.C.; Laukli, E.*  
How Does Stapes Surgery Influence Severe Disabling Tinnitus in Otosclerosis Patients?: *Oliveira, C.A.*  
Patients' Lives following Stapedectomy Complications: *Guyot, J.-P.; Sakbani, K.*

## Teaching of Stapes Surgery

- Teaching Stapes Surgery: *Montandon, P.B.*  
The Learning Curve in Stapes Surgery and Its Implication for Training: *Young, M.W.; Oates, J.*

- Author Index  
Subject Index

Advances in Oto-Rhino-Laryngology, Vol. 65  
**Otosclerosis and Stapes Surgery**  
Editors: Arnold, W.; (Munich), Häusler, W. (Bern)  
XII + 378 p., 115 fig., 17 in color, 40 tab., hard cover, 2007  
CHF 288.– / EUR 205.50 / USD 262.00  
ISBN 978-3-8055-8113-4

Prices subject to change  
EUR price for Germany,  
USD price for USA only

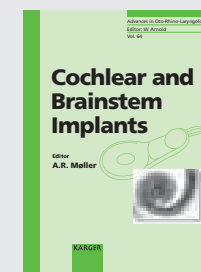
*Fields of Interest:*  
*Otorhinolaryngology; Molecular Biology;*  
*Audiology, Laser, Surgery, Virology*

Presents complete coverage from basic research to clinical studies

## Advances in Oto-Rhino-Laryngology


Editor: W. Arnold (Munich)  
ISSN 0065-3071

Material for each volume in this series has been skillfully selected to document the most active areas of otorhinolaryngology and related specialties, such as neuro-otology and oncology. The series reproduces results from basic research and clinical studies pertaining to the pathophysiology, diagnosis, clinical symptoms, course, prognosis and therapy of a variety of ear, nose and throat disorders. The numerous papers correlating basic research findings and clinical applications are of immense value to all specialists engaged in the ongoing efforts to improve management of these disorders. Acting as a voice for its field, the series has also been instrumental in developing subspecialties into established specialties



### Vol. 64 **Cochlear and Brainstem Implants**

Editor: Møller, A. (Richardson, Tex.)  
228 p., 84 fig., 9 in color, 4 tab., hard cover, 2006  
CHF 209.– / EUR 149.50 / USD 190.00  
ISBN 978-3-8055-8157-8



### Vol. 63 **Taste and Smell**

An Update  
Editors: Hummel, T. (Dresden); Welge-Lüssen, A. (Basel)  
294 p., 33 fig., 1 in color, 12 tab., hard cover, 2006  
CHF 226.– / EUR 161.50 / USD 205.50  
ISBN 978-3-8055-8123-3



### Vol. 62 **Current Research in Head and Neck Cancer**

Molecular Pathways, Novel Therapeutic Targets, and Prognostic Factors  
Editor: Bier, H. (Düsseldorf)  
VI + 208 p., 52 fig., 22 tab., hard cover, 2005  
CHF 198.– / EUR 141.50 / USD 180.00  
ISBN 978-3-8055-7789-2

Vol. 1-61 available, please ask for details

Prices subject to change  
EUR price for Germany,  
USD price for USA only

KARGER

[www.karger.com/adorl](http://www.karger.com/adorl)